



MT. MCKINLEY
ANIMAL HOSPITAL

New Puppy Care

Congratulations on the new addition to your family! All puppies will require a minimum of three visits to ensure they are properly vaccinated and screened. Each visit is timed in accordance with the appropriate vaccination timeline, according to your dog's age, breed, size, and previous veterinary care.





MT. MCKINLEY ANIMAL HOSPITAL

MT. MCKINLEY ANIMAL HOSPITAL

425 Harold Bentley Ave,
Fairbanks, AK 99701, US

Phone: (907) 452-6104

Fax: (907) 456-8626

www.mmahak.com

www.facebook.com/mmahak



"Caring for your pets as if they were ours."

CONVENIENT HOURS

Mon - Fri 8:00am to 6:00pm

Saturday 8:30am to 5:00pm

Sunday 9:00am to 4:00pm

Urgent Care & Emergencies:
Accepted daily during
business hours.

VETERINARIANS

Dr. Kuhn

Dr. DeLeon

Dr. Vaughan-Walsh

Dr. Campagna

Dr. Worker

We provide quality care for dogs, cats, birds, reptiles, ferrets, pocket pets, and other exotic animals.

**GO TO OUR
WEBSITE WITH
JUST ONE
CLICK!**



WE OFFER MANY VALUABLE SERVICES FOR YOUR PET:

- Wellness examinations and vaccinations
- Emergency and critical care
- Diagnostic laboratory testing
- Digital diagnostic imaging
- Surgery
- Progressive dental care
- Flexible endoscopy
- Rigid endoscopy
- Laser treatment
- Ophthalmology specialty services
- Medical treatment for wild birds

Check out our website for a more detailed description of available services at

www.mmahak.com

For your Convenience we Accept: Cash, Checks, Visa, MasterCard, Discover, and American Express.

ASK ABOUT CARE CREDIT & SCRATCH PAY!



Thank you for trusting us with your pet's care. Your patronage is appreciated. We are happy to provide the best care possible and look forward to an ongoing, positive relationship with your animal.

OUR PHILOSOPHY: Welcome to Mt. McKinley Animal Hospital. For over 50 years we've description of available services at been taking care of pets and the people in our community. As a respected veterinary hospital, everything we do is done to ensure the comfort and well being of our patients and their owners. It is our goal to educate and involve clients in developing individualized preventative health care plans that are best for their special companions. From routine to advanced care, Mt. McKinley Animal Hospital is proud to offer the very best in veterinary medicine.

YOUR PET'S CAREGIVERS: We work hard to maintain an excellent staff of doctors, receptionists, technicians, and assistants. Our veterinarians and licensed veterinary technicians continue to supplement their education, and together with other staff members, we offer a wealth of knowledge and experience in the care of your pets. If your primary doctor is unavailable, another highly qualified doctor will monitor the case using your pet's detailed medical record to continue care.



MT. MCKINLEY
ANIMAL HOSPITAL

Puppy Services Schedule

Vaccine/Service Completed	Date Completed	Date Completed	Date Completed	Date Completed
DAPP				
Rabies				
Bordetella				
Intestinal Parasite Screen				
Intestinal Dewormer				



MT. MCKINLEY
ANIMAL HOSPITAL

PUPPY SERVICE BREAKDOWN

PHYSICAL EXAM

A comprehensive examination allows the doctor to evaluate your puppy's temperament, heart, ears, eyes, lungs, abdomen, nose, throat, teeth, lymph nodes, bones, and skin. Please take this opportunity to discuss any concerns you may have regarding your pet's care.

FECAL (INTESTINAL PARASITE TEST) AND DEWORMING

A fresh stool sample is evaluated to detect the presence and type of parasite infection by microscopic evaluation and the detection of parasite antigens. Over 99% of puppies have parasites (whether we see them or not), many of which they get from their mother (sometimes through her milk), and some of these parasites can be spread to humans. For this reason, we need to check several fecal samples to determine if any parasites are present and treat your puppy, if needed. In addition, we commonly do preventative deworming during puppy vaccine visits for some of the more common parasites found in puppies.

RABIES

Rabies is a very serious viral disease that can not only affect animals but can also affect humans. Rabies causes inflammation in the brain which can cause changes in behavior, paralysis, and even death in all mammals. Rabies is most commonly spread by a bite from an infected animal through their saliva. Animals that are likely to carry this disease include, but are not limited to: fox, wild canines, raccoons, and bats. If your animal has exposure to or has been bitten by a wild animal of any type, it is very important that you take your pet to see the veterinarian immediately regardless of vaccination status. Because rabies can be spread from animals to humans, it is required by law that pets be vaccinated.

BORDETELLA

The Bordetella immunization protects the dog against the bacteria whose symptoms are commonly known as "Kennel Cough." This contagious respiratory disease causes a dry, hacking cough and is spread through respiratory secretions. If untreated, kennel cough can progress to bronchitis and pneumonia.



PUPPY SERVICE BREAKDOWN

DAPP VACCINATION

This is a core vaccination, often referred to as the Canine Distemper Vaccine, that protects your dog against serious diseases, including Canine Distemper, Adenovirus (Hepatitis), Parainfluenza, and Parvovirus.

VACCINE REACTIONS

After vaccination it is common to have the following symptoms. These signs are common and usually resolve within 24 hours: Mild Lethargy, Reduced Appetite, Soreness/Swelling at the injection site.

Please contact us if any of the reactions below occur. It is recommended to watch your canine companion for these reactions for up to 48 hours after vaccinations.

- Generalized Weakness
- Diarrhea Vomiting
- Hives
- Fever
- Vomiting
- Facial Swelling



CANINE DISTEMPER

Canine Distemper is a highly contagious viral disease that is spread to dogs by sneezing and coughing, through body fluids, and from the mother to her puppies. It affects your dog's intestinal, respiratory, and neurological systems. Affected dogs can have permanent damage to their nervous systems. It can also cause seizures, respiratory symptoms, tooth decay, hardening of foot pads, and blistered irritations on the skin. If the dog acquires distemper, the outcome of the disease is 90% fatal. If the dog does survive, neurological signs can occur later in life caused by inflammation in the brain.

HEPATITIS

Hepatitis is a viral disease known as adenovirus that attacks and destroys the liver in dogs. It can cause eye complications, organ failure, and even sudden death. It is transmitted by inhalation or ingestion of infected urine, feces, or saliva. If a dog acquires adenovirus, there is no cure. With supportive therapy, recovered dogs can spread this disease for up to 6 to 12 months.

PARAINFLUENZA

Parainfluenza is a respiratory viral disease. Similar to Bordetella, parainfluenza causes upper respiratory tract signs in dogs. It is the viral portion of what is commonly known as "Kennel Cough." Parainfluenza causes a hacking cough. They can acquire this virus from any dog-to-dog contact and can pick it up from the environment.

PARVOVIRUS

Parvovirus is a viral disease causing inflammation of the digestive tract. It is transmitted by contact with fecal matter, saliva, or vomit from an infected dog. Dogs can develop severe bloody diarrhea, vomiting, and fever which can lead to death within 1 - 2 days.



MT. MCKINLEY
ANIMAL HOSPITAL

TRAINING YOUR NEW PUPPY

Just like children, no two dogs are the same. Some may be quick learners, while others may be a bit more stubborn and require more time. The most important thing to remember with training is that everybody in the family must be consistent with positive and negative reinforcement. We want to reward when good things are done (positive reinforcement) and discourage when negative things are done (negative reinforcement). However, please remember that you have about two seconds during or after this behavior to reinforce and that the type of reinforcement should align with your dog's individual temperament.



PUPPY PROOFING YOUR HOME

While cute, puppies can be a handful. To set yourself, your home, and your new puppy up for success, we recommend puppy proofing your home in the following ways:

- Keep small toys or objects that can be easily ingested out of reach
- Make sure electrical cords are out of reach, concealed, or unplugged
- Secure trash cans
- Keep any potentially dangerous cleaning supplies behind locked cabinets or doors
- Provide plenty of appropriate chew toys

CRATE TRAINING

A crate should be your dog's safe place, if set up properly. A crate should NEVER be used as a source of negative reinforcement / discipline. However, it can be used as a place for "down time" if you or your other animals need a break. Use positive reinforcement to introduce your new puppy to his/her crate starting with feeding time.

Outside of feeding time, make sure the crate is in a comfortable location, has a bed, blankets or towels down (if your puppy won't eat them) and create a positive experience with items like a bone or Kong filled with peanut butter. Never leave a bone or toy in the crate unsupervised if it can be ingested. Frozen Kongs with peanut butter are a great way to keep your dog happy and busy while you're away and they are crated.

HOUSE TRAINING

This is a huge transition for your puppy and they don't know this new place (your home) full of new schedules and expectations. Upon bringing your new puppy home, take your puppy out frequently, out the same door and to the same location, rewarding them each time they go potty with a treat or toy - whatever they prefer. Verbally praise your dog with phrases like, "good potty." If an accident happens, remain calm. Interrupt your dog mid-potty with a loud noise and quickly move them outside. Never hit your dog or rub their nose in the pee when they have an accident as this can be very counterproductive and create additional issues.

SOCIALIZATION

Now is the time to begin properly socializing your new puppy with both other dogs AND people. This will set your puppy up for success at future vet appointments, boarding situations, the groomer, being in public in general, and so much more. What is good socialization?



- Patiently desensitizing your puppy to new sounds, smells, and experiences (like having their paws handled regularly)
- Rewarding positive interactions with new people and dogs in a controlled environment
- Helping your dog remain calm in the presence of new people and dogs



- Forcing them into new situations they are showing physical apprehension about
- Taking them to dog parks

We highly recommend enrolling your puppy in a training class. Even if you have been through a class before or trained several dogs, your puppy has not. These classes are an immense learning experience for your puppy to become socialized in a new environment with other dogs and people. In addition, you can learn new training tricks that might help you along the way!

ALASKA K9 CENTER

3121 Badger Road, North Pole,
Alaska 99705
907-378-5868
alaskak9center.com

PAWSITIVE DOG TRAINING LLC

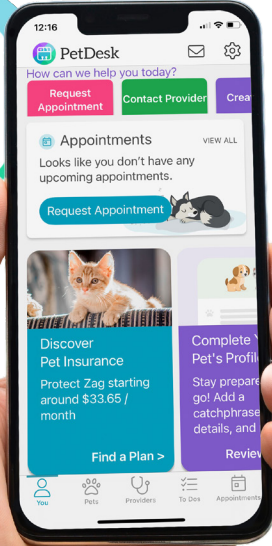
3304 International Street,
Fairbanks, AK 99701
907-388-3477
pawsitivedogtraining.org
facebook.com/pdtak/
Best method of contact:
FB messenger

TANANA VALLEY KENNEL CLUB

Fairbanks, AK
tananavalleykennelclub.com

This list reflects the programs that have responded to our inquiry and is not representative of all training programs within the Fairbanks/North Pole area.

Setting Your Dog Up for Success



At MT McKinley, we utilized and recommend **PetDesk**, a mobile app that supports client and veterinary provider communication, medication management, appointment requests, and pet health reminders.

To sign up:

- Open the **App Store** on your Mobile Phone
- Type in **"PetDesk"** in the Search Bar
- Install **"PetDesk - Pet Health Reminders"**
- Click **"Create Account"**
- Enter your name, the email you have on file with us, a password and the phone number you have on file with us
- Search **"Mt McKinley Animal Hospital"** to link your account to our hospital.

At MT McKinley, we utilized the most up-to-date **Fear Free** practices to ensure your pet is comfortable in our hospital environment.




- Acclimating your kitten to travel/travel confinement prior to their first vet visit.
- If medically appropriate, reduce the amount of food your kitten eats before the visit. This can help prevent nausea with car travel as well as make the treats at the vet visit more appealing.
- Bring your kitten's favorite treats to use during the appointment, especially if your kitten is particular about what treats they enjoy.
- Budget plenty of time to avoid rushing.
- Provide your pet with an opportunity to relieve himself prior to leaving your home and again before you come into the clinic.


SPAY/NEUTER

In addition to preventing unwanted pregnancy and behaviors, spaying and neutering your dog can help extend his/her life by preventing several diseases. The best time to spay or neuter is dependent on several factors, including but not limited to, gender, age, estimated weight as an adult, and breed.

WHEN SHOULD MY DOG BE NEUTERED OR SPAYED?



MALE



FEMALE

Is your dog a **male** or **female**?

How much do you think your dog will weigh when fully grown?



Neuter at 6 months of age

Spay before first heat cycle (5–6 months of age)

Neuter after growth stops (9–15 months of age)

Spay between 5-15 months of age

WHY IS THE RECOMMENDED AGE RANGE SO WIDE?

Different breeds stop growing at different ages.

Delaying neutering until after growth stops may decrease the risk of certain cancers and bone, ligament and joint problems in some breeds of male dogs.

In addition to differences in the age of maturity among breeds, there are **competing risks** depending on your female dog's breed and lifestyle.

WHAT ARE THE COMPETING RISKS?

Spay before first heat cycle (5–6 months of age)

↓ risk of breast cancer
Prevents unwanted litters

Spay after growth stops, but likely after first heat cycle (5–15 months of age)

↑ risk of breast cancer
↓ risk of certain other cancers and bone, ligament and joint problems
May ↓ risk of urinary incontinence

Talk to your veterinary team about how this evolving information can be applied to your dog as an individual.

Setting Your Dog Up for Success

FEEDING

Good nutrition is paramount to the health of your pet. We recommend feeding a premium puppy food (discuss with your veterinarian) until your puppy is spayed or neutered, at which time you can switch to an adult formula. Start by following the feeding amounts recommended on the bag of food that is appropriate for your dog's age and ideal weight. Smaller puppies (under 3 pounds) need meals more frequently to prevent hypoglycemia (low blood sugar). Treats may be given as a reward, but we recommend using them sparingly as they are high in calories and not a balanced diet. Healthy treats ideas you can try are baby carrots, plain cheerios, or green beans.

DOS & DON'TS



Do transition your puppy to adult food around 6 – 18 months of age (depending on breed, body condition, and spay/neuter status).



Do use your puppy's kibble as a treat to avoid an upset stomach.



Don't purchase "grain free" food unless there is a known allergy, and your veterinarian recommends it.



Don't allow dogs to chew on antlers / real bones. This is one of the most common causes of tooth fractures!

Dog Food Brands We Recommend!



DANGEROUS FOODS

For Dogs



Alcohol

- Intoxication
- Coma
- Death



Avocado

- Vomiting
- Diarrhea



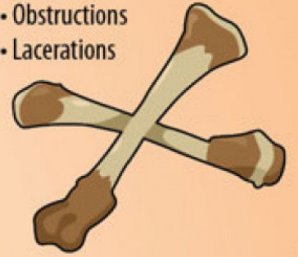
Chocolate & Caffeine

- Toxic to Heart & Nervous System



Cooked Bones

- Obstructions
- Lacerations



Too Much Dairy

- Diarrhea



Fruit Pits & Seeds

- Digestive Tract Obstructions



Grapes & Raisins

- Kidney Failure



Human Vitamins & Medications

- Damage to Kidneys & Liver



Onions & too much Garlic

- Blood Cell Damage
- Anemia



Raw Meat & Eggs*

- Vomiting
- Diarrhea



* Unless part of a raw diet with correct handling & preparation procedures.

Spoiled Food

- Vomiting
- Diarrhea



Sweets

- Diabetes
- Obesity



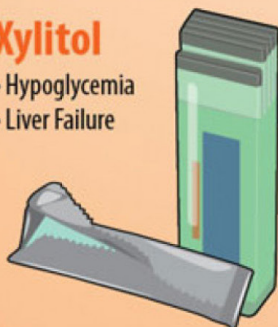
Walnuts & Macadamias

- Nervous System & Muscle Damage



Xylitol

- Hypoglycemia
- Liver Failure



Yeast Dough

- Stomach Rupture
- Intestinal Rupture



Brought to you by the experts at thatpetplace.com



MT. MCKINLEY
ANIMAL HOSPITAL

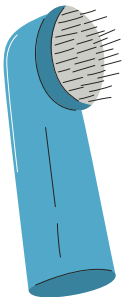
HOW TO BRUSH YOUR DOG'S TEETH



1. Start slowly with handling your dog's mouth by lifting the lips and touching the teeth and gums with your fingers.



2. Once your dog is good about having the mouth handled, start putting a little toothpaste on the gums to get him/her used to the taste. You **MUST** use a dog/cat toothpaste as it does not contain fluoride or xylitol (which are highly toxic to pets), does not foam, and has a more appealing taste than human toothpaste. Enzymatic pet toothpastes are best because the enzymes can help dissolve the plaque.



3. After they are used to the toothpaste, progress to brushing with a soft brush. Concentrate on the canine teeth and the upper molars. You do not need to brush the inside of the teeth; they are usually kept clean by the roughness of the tongue.

*Don't know where to start?
It's not as hard as you think.
Try these easy (and fun)
first steps!*





MT. MCKINLEY
ANIMAL HOSPITAL

PET INSURANCE

We recommend each pet be covered by pet insurance so you can give your companion the best veterinary care possible. Be prepared for unexpected pet health problems with pet insurance, and rest assured that your puppy will always receive optimal treatment in the unfortunate case of an accident or emergency.

Recommend Pet Insurances:

trupanion®
Medical insurance for your pet.

trupanion.com

 **Pets Best**®
PET HEALTH INSURANCE

petsbest.com

pumpkin

pumpkin.care



MT. MCKINLEY
ANIMAL HOSPITAL

THE PET FOOD GUESSING GAME

*Once you get past the marketing and product claims,
what are you really feeding your pet?*

When it comes to providing the best nutrition for your dog or cat, always start at your veterinary clinic. There isn't one right food for every pet, but your veterinary team can guide you to what's best for you and your pet. Use this quick guide to help decipher the vast array of marketing claims that often overwhelm you in the pet food aisle so you can make an informed decision about your pet's nutrition.

WHAT'S IN A NAME?

- If an ingredient is used in the name of the pet food, such as "Salmon Dog Food," at least 95 percent of the product must be that ingredient. It should be the first ingredient that appears on the label's ingredient list.
- If the name includes a combination of ingredients, such as "Chicken n' Liver Dog Food," the two ingredients must total 95 percent of the product, and there is always a higher percentage of the first ingredient included than the second.
- If it's not an ingredient of animal origin, it doesn't count. Products such as "Lamb and Rice Dog Food" must still contain at least 95 percent lamb.



RING THE DINNER BELL!

- When a pet food name reads "Beef Dinner for Dogs" or any fancy sounding title that includes "dinner," "platter," "entree," "Nuggets" or "formula," the named ingredients must comprise at least 25 percent of the product.
- A combination of ingredients, such as "Chicken n' Fish Dinner Cat Food," must equal a combined 25 percent. However, the second ingredient named only has to make up 3 percent of that total.
- The "dinner rule" includes all ingredients, so if a pet food name is "Lamb and Rice Formula for Cats," lamb may be the predominant ingredient, but at least 25 percent is made up of both lamb and rice.
- An ingredient named in pet food "dinners" may be the third or fourth ingredient on the product's ingredient list. Read the label to ensure the primary ingredients are ingredients you want to feed your pet.




MT. MCKINLEY
ANIMAL HOSPITAL

THE PET FOOD GUESSING GAME

*Once you get past the marketing and product claims,
what are you really feeding your pet?*

WITH CHEESE!

- When a pet food name includes “with,” the ingredient that follows, such as “Beef Dinner for Dogs-with cheese,” only has to be 3 percent of the product.
- Buyer beware: A can of “Cat Food – with Tuna” means tuna may only be 3 percent of the product, whereas “Tuna: Cat Food” must contain at least 95 percent tuna.



SUPER-ULTRA-PREMIUM!

- Label claims including the words “premium,” “super premium,” even “ultra-premium” or “gourmet” are not required to contain any different or higher quality ingredients.
- “Natural” is usually assumed to mean a lack of artificial flavors, colors, or preservatives, but it too is not required to contain any different or higher quality ingredients.
- Currently, there are no official rules governing the use of the word “organic” in pet food labels.

PACKED WITH FLAVOR!

- The use of the word “flavored” in pet food means very little. As in, a pet food named “Chicken Flavored Cat Food,” must only have chicken “detectable” in the product. No specific percentage of the named flavor is required.
- Digests (materials treated with heat, enzymes and/or acids to form concentrated natural flavors), stocks, broths, and whey are often used to flavor pet foods.



**WHEN
IN DOUBT,
JUST ASK!**

CALL YOUR VETERINARIAN

Talk to your veterinary team about nutrition questions and how to appropriately transition your pet to a new food. If you think your pet is showing signs of illness related to his or her pet food, call your veterinarian.

CALL THE MANUFACTURER

The “manufactured by” label statement identifies the party responsible for the quality and safety of the product, along with contact information. Don’t hesitate to contact the company with questions or complaints about a product.



MT. MCKINLEY
ANIMAL HOSPITAL